

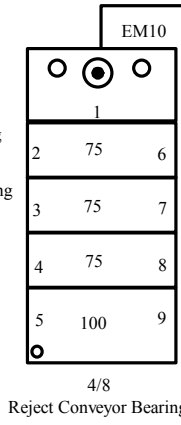
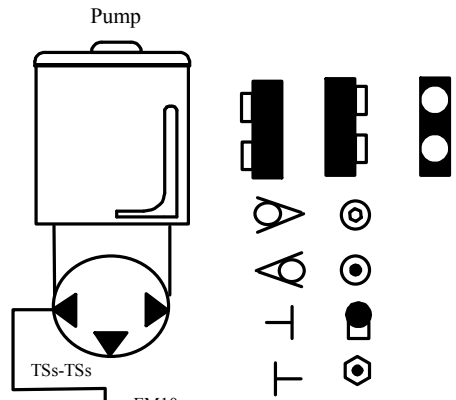
Northwest Automatic Lubrication  
GC Block schematic for:  
Weyerhaeuser Cottage Grove  
South Log Deck

Block Series: LSP/1202  
Pumping unit - HDI  
cc/minute - 3.6  
Re-Set Ind. - 3,000 psi

Points - 44  
On - Time minutes - 19:00  
Off - Time minutes - 30:00

3/30/17 LSP-GC-003

Note:  
Blocks that have a block plug, may exit from either side.



Left west 2 15/16" Bearing  
EM10, TSs-TSs

Left center 2 15/16" Bearing  
EM10, TSs-TSs

Left east 2 15/16" Bearing  
EM10, TSs-TSs

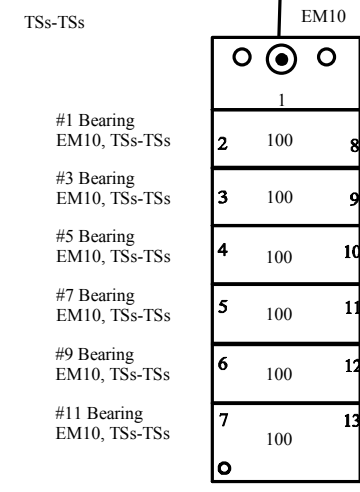
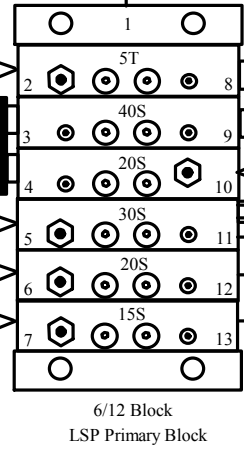
Left 3 15/16" Bearing  
EM10, TSs-TSs

Right west 2 15/16" Bearing  
EM10, TSs-TSs

Right center 2 15/16" Bearing  
EM10, TSs-TSs

Right east 2 15/16" Bearing  
EM10, TSs-TSs

Right 3 15/16" Bearing  
EM10, TSs-TSs



#1 Bearing  
EM10, TSs-TSs

#2 Bearing  
EM10, TSs-TSs

#3 Bearing  
EM10, TSs-TSs

#4 Bearing  
EM10, TSs-TSs

#5 Bearing  
EM10, TSs-TSs

#6 Bearing  
EM10, TSs-TSs

#7 Bearing  
EM10, TSs-TSs

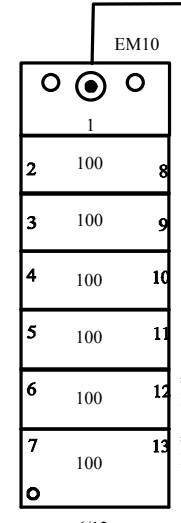
#8 Bearing  
EM10, TSs-TSs

#9 Bearing  
EM10, TSs-TSs

#10 Bearing  
EM10, TSs-TSs

#11 Bearing  
EM10, TSs-TSs

#12 Bearing  
EM10, TSs-TSs



#1 Bearing  
EM10, TSs-TSs

#3 Bearing  
EM10, TSs-TSs

#5 Bearing  
EM10, TSs-TSs

#7 Bearing  
EM10, TSs-TSs

#9 Bearing  
EM10, TSs-TSs

#11 Bearing  
EM10, TSs-TSs

#2 Bearing  
EM10, TSs-TSs

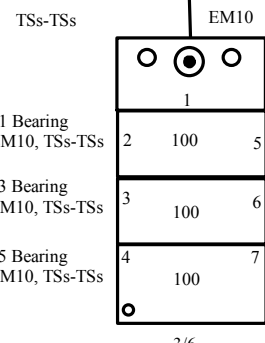
#4 Bearing  
EM10, TSs-TSs

#6 Bearing  
EM10, TSs-TSs

#8 Bearing  
EM10, TSs-TSs

#10 Bearing  
EM10, TSs-TSs

#12 Bearing  
EM10, TSs-TSs



#1 Bearing  
EM10, TSs-TSs


#3 Bearing  
EM10, TSs-TSs

#5 Bearing  
EM10, TSs-TSs

#2 Bearing  
EM10, TSs-TSs

#4 Bearing  
EM10, TSs-TSs

#6 Bearing  
EM10, TSs-TSs



#1 Bearing  
EM10, TSs-TSs

#3 Bearing  
EM10, TSs-TSs

#5 Bearing  
EM10, TSs-TSs

#2 Bearing  
EM10, TSs-TSs

#4 Bearing  
EM10, TSs-TSs

#6 Bearing  
EM10, TSs-TSs

6/12